

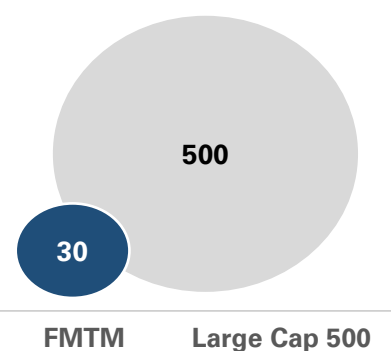
Strategy Overview

A quantitative momentum strategy designed to balance offense and defense. The strategy's data-driven methodology uses price data from the last six months and advanced mathematics to identify companies with the highest relative momentum, even during market drawdowns. FMTM's repeatable framework aims to provide equal-weight exposure to 30-50 companies with stable and consistent momentum.

Portfolio Characteristics ¹

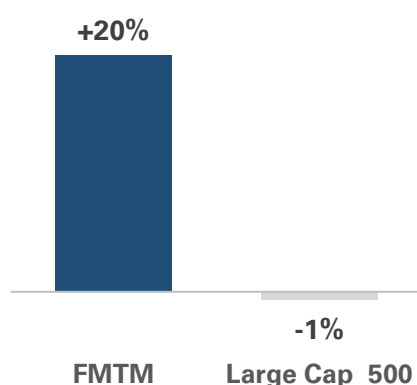
Focused Approach

Holdings Overlap



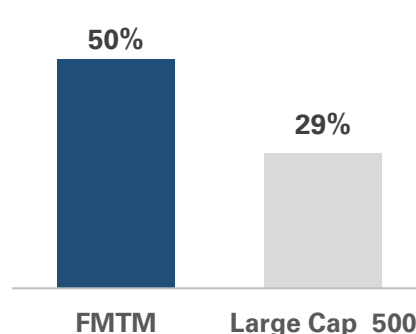
Strong Price Momentum

Median Six-Month Return of Holdings



Stable & Consistent Trends

% of Holdings Outperforming in 4 or More of the Past 6 Months



Quantitative Approach for Smarter Momentum

FMTM redefines momentum investing by emphasizing consistency and risk management.

Consistency – While traditional momentum strategies identify stocks based on high absolute returns, FMTM's approach adds a critical missing dimension: the stability of upward price momentum. The strategy uses advanced mathematics to identify non-obvious price trends and rank stocks based on the (1) consistency and (2) quality of momentum. By emphasizing sustainable momentum, FMTM's process filters out companies with unstable trends and short-lived rallies. This approach aims to ensure exposure to outperforming companies, even during market drawdowns.

Risk Management – The strategy has three tools to automate risk management and seeks to avoid the volatility that is common in traditional momentum strategies: (1) a six-month lookback period instead of the standard 12 months, (2) monthly rebalancing instead of semi-annual, and (3) an equal-weighted portfolio instead of a market-cap-weighted one, which decreases concentration risk. This framework allows the strategy to use more timely data, creating what we believe is a smarter, more responsive momentum strategy capable of playing both offense and defense within the same portfolio.

Additional Reading (Click Below)

[FMTM's Quantitative Process](#)

Framework for Selecting Stocks with Consistent Momentum

[FMTM's Methodology](#)

Investment Universe, Quality Filters, Momentum Ranking, Rebalance Frequency

ETF Details

Expense Ratio	0.45%
Fund Type	Quantitative Equity
Style Category	Large Cap Core
Rebalanced	Monthly
Reconstitution	Monthly
Distribution Frequency	Annually
30-Day SEC Yield ²	TBD

Portfolio Details

Universe	U.S. Stocks \$1B+
Sectors	No Constraints
Strategy	Short-Term Momentum
# of Holdings	30 to 50
Position Weights	Equal Weight

Investment Style Category

Large Value	Large Core	Large Growth
Mid Value	Mid Core	Mid Growth
Small Value	Small Core	Small Growth

Data as of 3/31/2025.

¹ For illustrative purposes only. The number of holdings in the Fund excluding cash positions and derivatives such as futures and currency forwards. Large Cap 500 is calculated as the largest 500 companies by market capitalization that trade on a U.S. stock exchange. Six-month performance is based on price returns only. The percentage of holdings outperforming is based on the return of each holding vs the average return for the Large Cap 500 for each of the last six calendar months.

² Current 30-Day Yields represent the average annualized income dividend over the last 30 days excluding gains and losses as defined by the SEC. Current 30-Day Yield is the Current 30-Day Subsidized SEC Yield and reflects reimbursements or waivers of fees currently in effect. Current 30-Day Yield-Unsub is the Current 30-Day Unsubsidized SEC Yield and does not reflect reimbursements or waivers of fees currently in effect.

Why Invest in FMTM?

A Smart Approach to Momentum Investing

1 Traditional momentum strategies rely on longer-term signals, creating the problem of being too dependent on outdated data and slow to react. FMTM aims to solve this with a more dynamic approach that utilizes a shorter lookback, allowing it to rotate between offense and defense as market conditions change. The strategy uses the last six months of daily price data to rank the universe by (1) consistency and (2) quality of momentum.

Focused Portfolio of High-Quality Momentum Stocks

2 Rather than owning hundreds of companies, FMTM owns a select list of the most attractive momentum stocks. FMTM's repeatable framework is designed to identify 30 to 50 high-quality U.S. businesses with consistent and stable upward share price momentum. The result is a dynamic portfolio that can shift exposure to help deliver a unique mixture of capital appreciation and protection across market environments.

100% Data-Driven Investment Strategy

3 FMTM's quantitative framework aims to systematically generate above-average capital appreciation using the academically studied phenomenon of price momentum. The security selection process is rooted in statistics and uses a shorter-term momentum signal, giving FMTM the ability to react quickly and efficiently to changing market trends.

Top 10 Holdings (%)

3.3	T2 Interactive (TTWO)	3.3	Genpact (G)
3.3	Cboe Global (CBOE)	3.3	Equitable Holdings (EQH)
3.3	Marsh & McLennan (MMC)	3.3	Boston Scientific (BSX)
3.3	ICE Corp. (ICE)	3.3	Brown & Brown (BRO)
3.3	Globe Life (GL)	3.3	AutoZone (AZO)

Sector Exposure (%)

36.5	Financials	6.7	Technology
16.6	Industrials	0.0	Communication Services
16.6	Health Care	0.0	Energy
13.3	Consumer Staples	0.0	Materials
10.0	Consumer Discretionary	0.0	Utilities

Quarter-End Performance (%)

	3M	YTD	1Y	3Y	Inception
NAV	-	-	-	-	0.97%
Market Price	-	-	-	-	1.04%

Holdings and sector percentages are subject to change without notice.

The performance data quoted represents past performance and is no guarantee of future results. Investment return and principal value of an investment will fluctuate so that an investor's shares, when redeemed, may be worth more or less than their original cost. Current performance may be lower or higher than the performance data quoted. For the most recent month-end performance, please call +1.215.882.9983 or visit the Fund's website at www.MarketDeskIndices.com.

Shares of any ETF are bought and sold at market price (not NAV) and may trade at a discount or premium to NAV. Shares are not individually redeemable from the Fund and may only be acquired or redeemed from the fund in creation units. Brokerage commissions will reduce returns.

MarketDesk

Quantitative Portfolio Solutions

Important Disclosures

This material must be preceded or accompanied by a prospectus. Please read the prospectus carefully before investing. The Fund's investment objectives, risks, charges and expenses must be considered carefully before investing. Click here for the FMTM Prospectus and SAI. All fund documents can be found at www.marketdeskindices.com. A free hardcopy of the prospectus may be obtained by calling +1.215.882.9983.

Investments involve risk. Principal loss is possible. Redemptions are limited and often commissions are charged on each trade. Unlike mutual funds, ETFs may trade at a premium or discount to their net asset value.

Principal Risks: An investment in the Fund involves risk, including those described below. There is no assurance the Fund will achieve its investment objective. An investor may lose money by investing in the Fund. An investment in the Fund is not a bank deposit and is not insured or guaranteed by the FDIC or any government agency.

Momentum Risk: Investing in or having exposure to securities with the highest relative momentum entails investing in securities that have had above-average recent returns. These securities may be more volatile than a broad cross-section of securities. Returns on securities that have previously exhibited momentum may be less than returns on other styles of investing or the overall stock market. Momentum can turn quickly and cause significant variation from other types of investments, and stocks that previously exhibited high momentum may not experience continued highest relative momentum. In addition, there may be periods when the momentum style is out of favor, and during which the investment performance of the Fund using a momentum strategy may suffer.

Periodic Reallocation Risk. Because the Sub-Adviser will generally reallocate the Fund's portfolio only on a monthly basis, (i) the Fund's market exposure may be affected by significant market movements promptly following the monthly reconstitution that are not predictive of the market's performance for the subsequent monthly period and (ii) changes to the Fund's market exposure may lag a significant change in the market's direction (up or down) by as long as a month if such changes first take effect promptly following the monthly reconstitution. Such lags between market performance and changes to the Fund's exposure may result in significant underperformance relative to the broader equity or fixed income market.

Non-Diversification Risk. Because the Fund is non-diversified, it may be more sensitive to economic, business, political or other changes affecting individual issuers or investments than a diversified fund, which may result in greater fluctuation in the value of the Shares and greater risk of loss.

Equity Investing Risk. Equity securities, such as common stocks, are subject to market, economic and business risks that may cause their prices to fluctuate.

Sector Risk. Companies with similar characteristics may be grouped together into broad categories called sectors. A certain sector may underperform other sectors or the market as a whole. As the Sub-Adviser allocates more of the Fund's portfolio holdings to a particular sector, the Fund's performance will be more susceptible to any economic, business or other developments which generally affect that sector.

Management Risk. The Fund is actively-managed and may not meet its investment objective based on the Adviser's or Sub-Adviser's success or failure to implement investment strategies for the Fund.

New Fund Risk. The Fund is a recently organized investment company with no operating history. As a result, prospective investors have no track record or history on which to base their investment decision. There can be no assurance that the Fund will grow to or maintain an economically viable size.

The Fund is distributed by Quasar Distributors, LLC. The Fund's investment advisor is Empowered Funds, LLC which is doing business as ETF Architect.